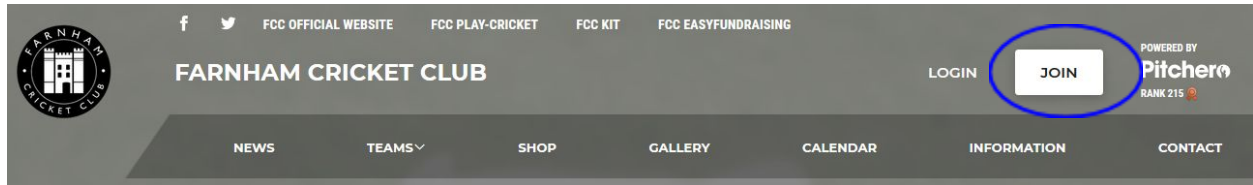


Instructions for senior registration

Navigate to <https://www.farnhamcc.co.uk/>



In the top right hand corner, select “Join”

Enter your details as required and click “Join this club”. Enter your details.

Agree to the Pitchero terms of service and the Farnham Cricket Club Consent. Click “I am not a robot” and “Next”

Apply for roles - select “Club Member” and “Player”. If you are also a coach, junior team manager (admin) or senior team captain/vice captain (admin), also select those options as appropriate. Note - parents should use the parent and junior registration instructions document rather than this one.

Click “next step”.

Select any of the senior teams in the drop down menu and click “complete application”

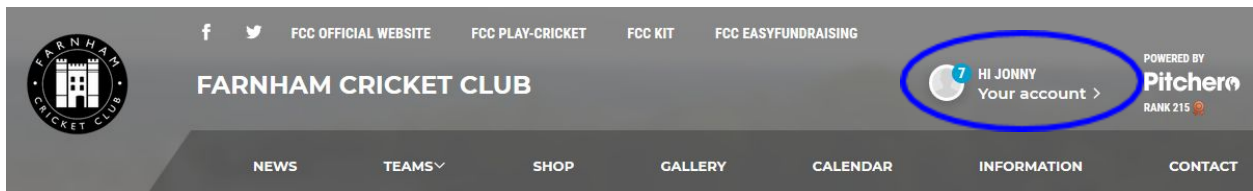
Your account has now been created.

You will receive an email from Pitchero to verify your email address. Follow the steps in the email. The Club will also now need to verify your membership application before you can move on to the next step.

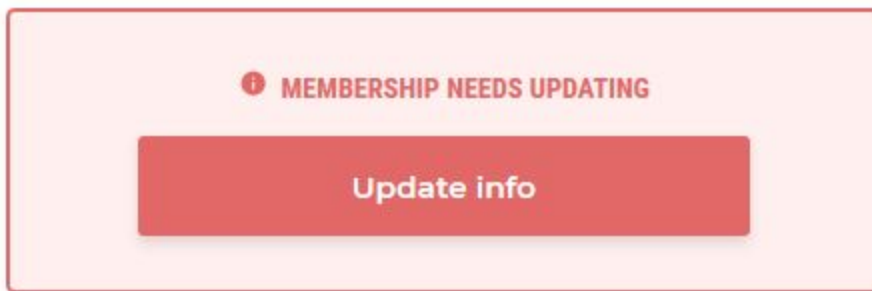
In the meantime, download the Pitchero App called “Pitchero Club” and log in using the details you just created.

When the club has approved your application, you will receive a message to your Pitchero account. You can check for this message by navigating to the website (<https://www.farnhamcc.co.uk/>) or checking the App.

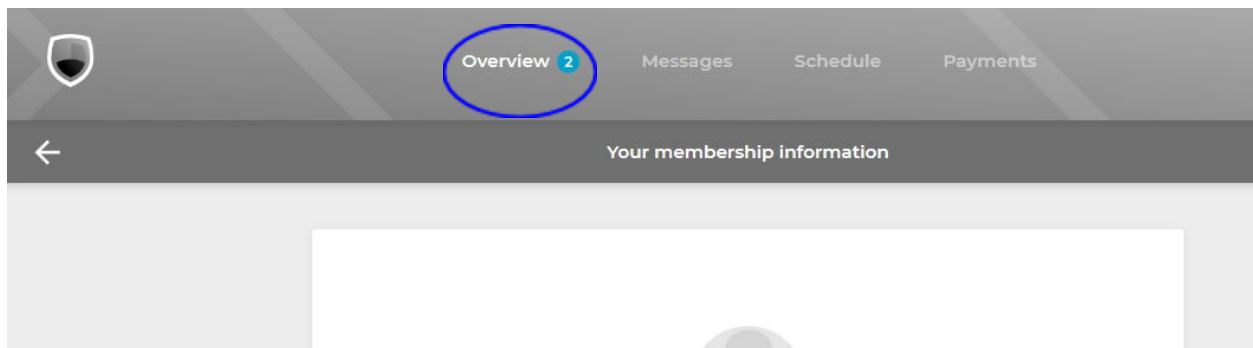
On the website, navigate to your account and select “your account”:



You now need to complete your information. First click “update info” and fill in your information. In the “Timezone” drop down, scroll down to “Europe” and select “London”.

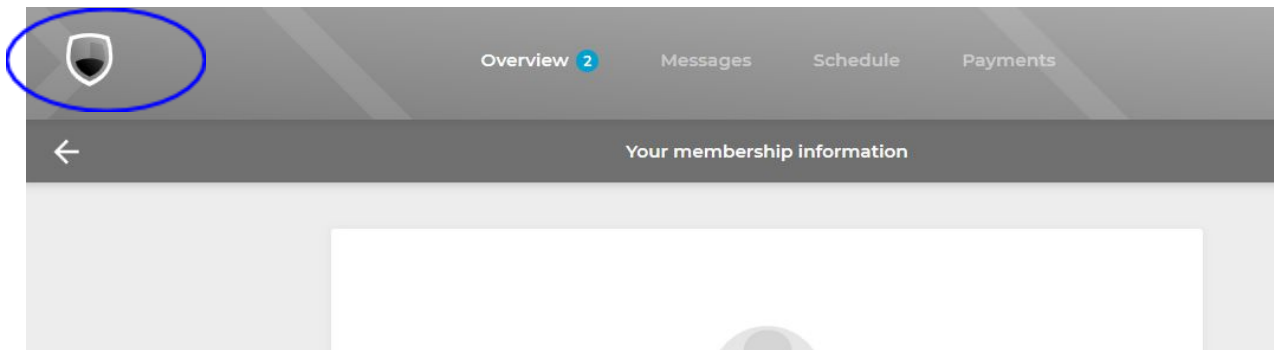


Once you have updated your details, click “Overview” at the top of the page:

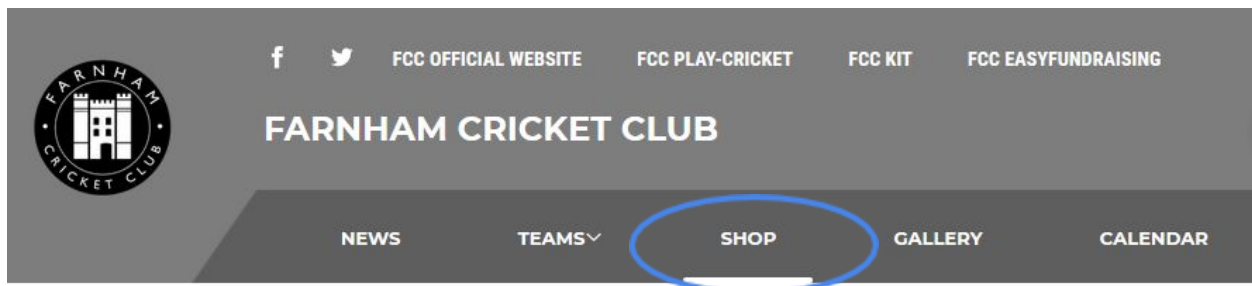


On the right hand side, click “manage roles”. Under “Player for” click “manage”. Select all the senior teams (this will help us with availability and selection).

To pay for your membership. Navigate to the website by clicking on the badge in the top right:



And click on “Shop”.



Select “Senior membership” and then the product you wish to buy. When asked “who is your product for?”, select your name and next. (2020 only - if you wish to make a donation instead of paying a full subscription, scroll down to the fundraising section of the shop.)

Select “pay by direct debit” and fill in the payment details. Note that although you are paying by direct debit, this is a single one off payment. It will not repeat in subsequent seasons.

Notes

- If you are already a member of Pitchero, for example through another club, you can use the same login and the “find a club” tool to join FCC.
- Registration can be completed through the app using a broadly similar process to the above
- If you have any issues or questions, contact secretary@farnhamcc.co.uk